



17.09.2025

YEAR 11

INFORMATION EVENING



A MESSAGE FROM THE PRINCIPAL



MR FOSTER

KEY Y11 INFORMATION

The year team will support students throughout the year

- Wellbeing and support
- Managing exam pressure and stress
- Trial assessment and GCSE preparations
- Period 6 and interventions
- Careers and post 16 pathways

Attendance and punctuality is vital across Y11

There are 27 academy days until trial assessments and there are 135 academy days until the Summer exam series

Every day in school counts...



and every minute counts...





HEADS OF FACULTY

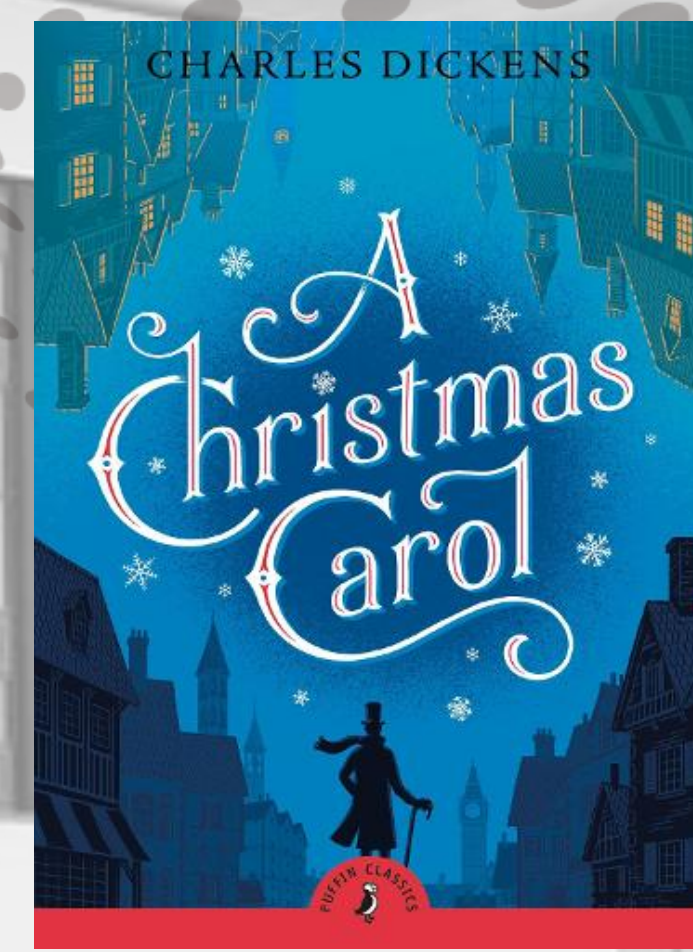
SUBJECT OVERVIEW



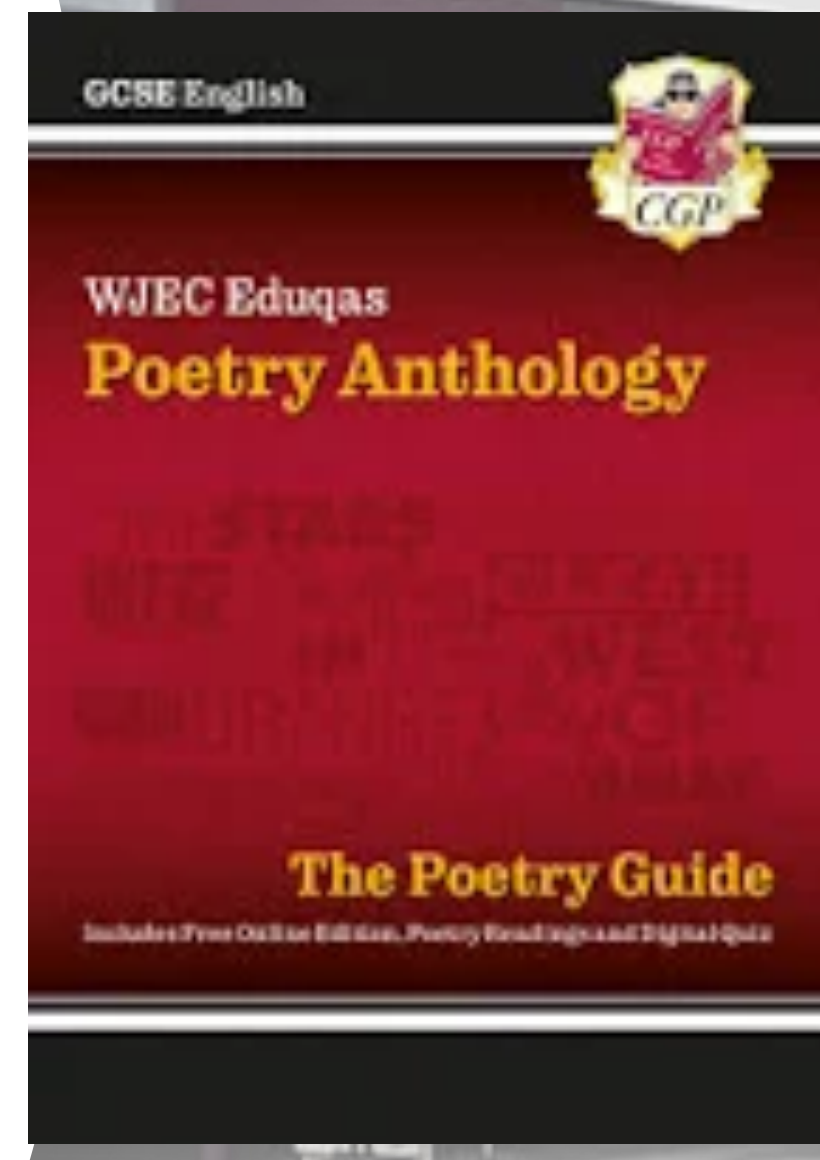
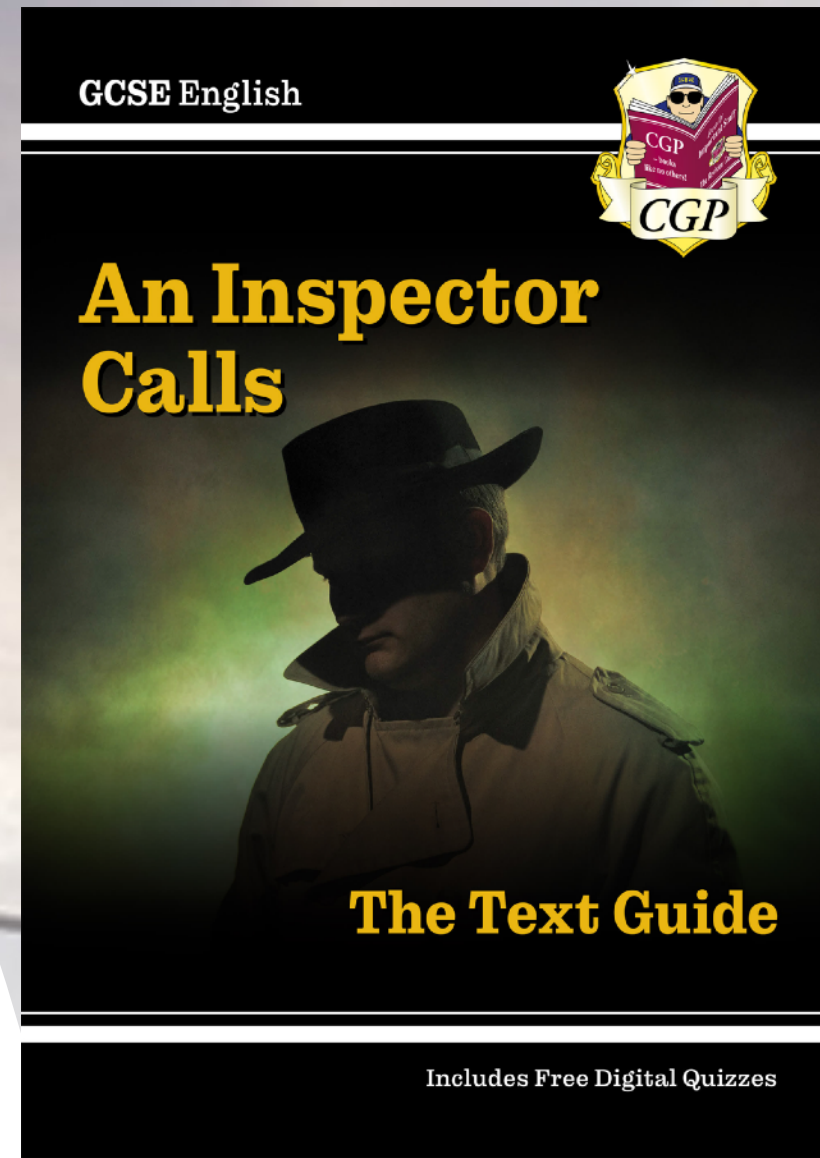
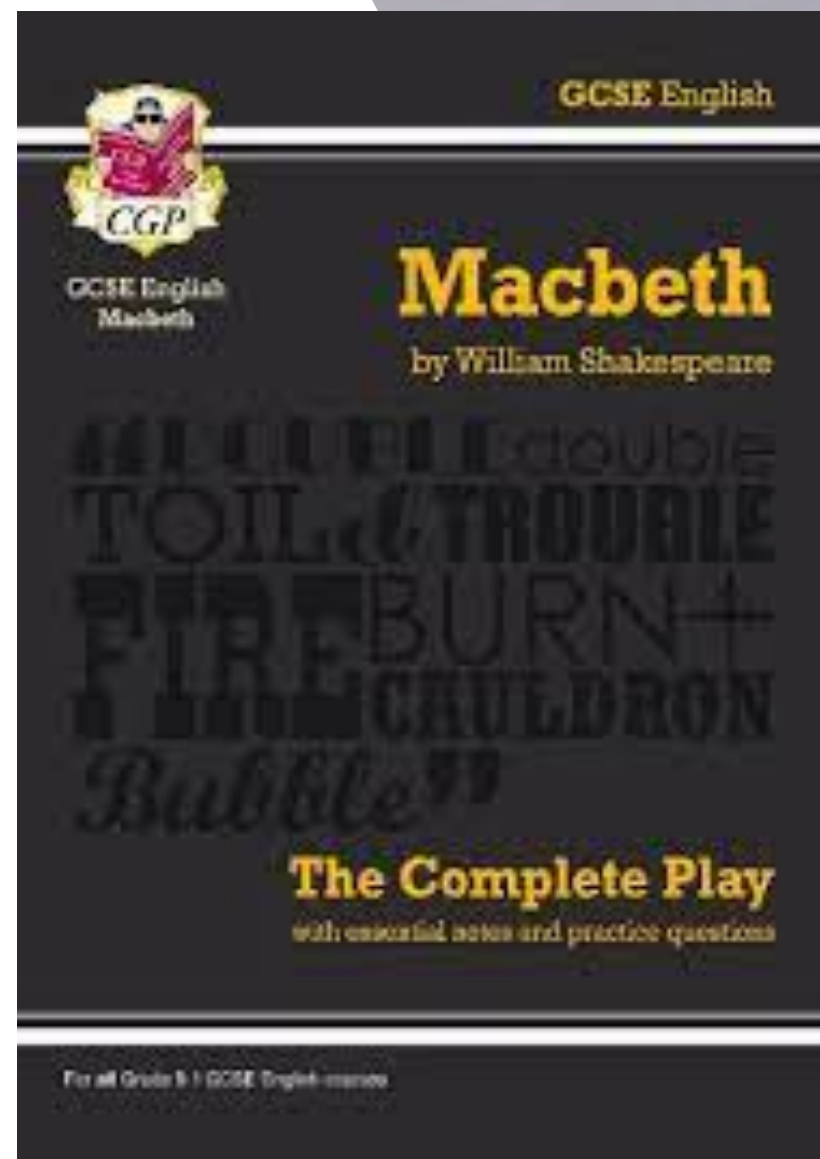
ENGLISH LITERATURE

<p>Component 1/ Paper 1</p>	<p>Shakespeare and Poetry</p> <p>Section A: Shakespeare (20%) One extract question (15 marks) and one essay question (25 marks).</p> <p>Section B: Poetry from 1789 to the present day (anthology) (20%) One question on a given poem (15 marks) and one question comparing this poem to another thematically linked poem of own choice (25 marks).</p>	<p>40% 2 hours</p> <p>40 marks 40 marks</p>
<p>Component 2/ Paper 2</p>	<p>Post-1914 Prose/Drama, 19th Century Prose and Unseen Poetry</p> <p>Section A: Post-1914 Prose/Drama (20%) One source based question</p> <p>Section B: 19th Century Prose (20%) One source based question</p> <p>Section C: Unseen poetry (20%) One question on an unseen poem (15 marks) and one question comparing this poem with another unseen poem (25 marks).</p>	<p>60% 2 hours 30</p> <p>40 marks 40 marks 40 marks</p>

In common with all exam boards, all examinations are closed book.



- Students should **know their set texts well** and should ensure that they are familiar with **key moments** from across the whole text.
- Students should recognise the key features of the three genres Students should read (**drama, poetry and prose**).
- Students should be able to **recall key evidence (quotes)** from each set text.
- Read questions carefully **TWICE** before starting a response and should ensure a focus on the task throughout.
- Terminology or ‘feature spotting’ should never drive responses- answers should **‘lead with meaning’**.



- The CGP Revision guides are really useful to support your understanding of the English Literature set texts.
- Y10 Summer pack
- Anthology Revision

eduqas 
Part of WJEC



Shirebrook Academy
English Faculty
Year 10 English Summer
Revision Pack

Name:

Class Teacher (Y10)

*For each week answer a set of questions/tasks on at least ONE set text.
Aim for variety and be sure to use the knowledge organisers included.
You may wish to check your answers using the answer sheet provided.*



ENGLISH LANGUAGE

Important to note:

2x Exams
C1 1 hour 45
C2 2 hours

C1 is worth 40% of your qualification – after the reading section you select one narrative title for your written section.

C2 is weighted – worth 60% of qualification
You must answer all questions on C2 – both writing tasks.

Revision opportunities:

Period 6
Tuesday after schools – drop in E3 with LFr
Holiday booster sessions during half-term (dates/times to be confirmed)

For more information or to ask any questions:

LFreeman2@shirebrookacademy.org

Louise Farnsworth – Head of Faculty, English.

Component 1: 20th Century Literature Reading and Creative Prose Writing
Written examination: 1 hour 45 minutes
40% of qualification

Section A (20%) – Reading
Understanding of one prose extract (about 60-100 lines) of literature from the 20th century assessed through a range of structured questions

Section B (20%) – Prose Writing
One creative writing task selected from a choice of four titles

Component 2: 19th and 21st Century Non-Fiction Reading and Transactional/Persuasive Writing
Written examination: 2 hours
60% of qualification

Section A (30%) – Reading
Understanding of two extracts (about 900-1200 words in total) of high-quality non-fiction writing, one from the 19th century, the other from the 21st century, assessed through a range of structured questions

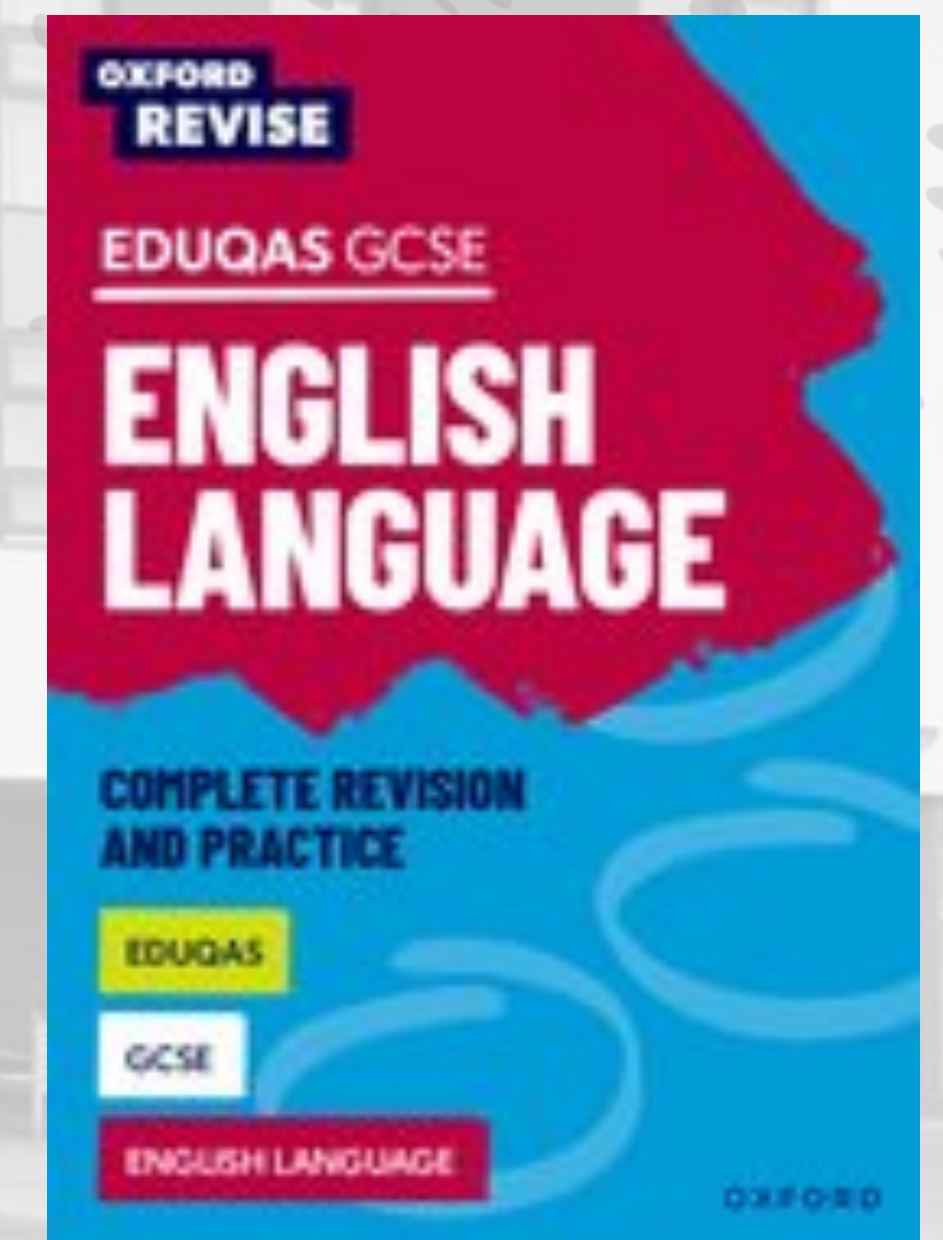
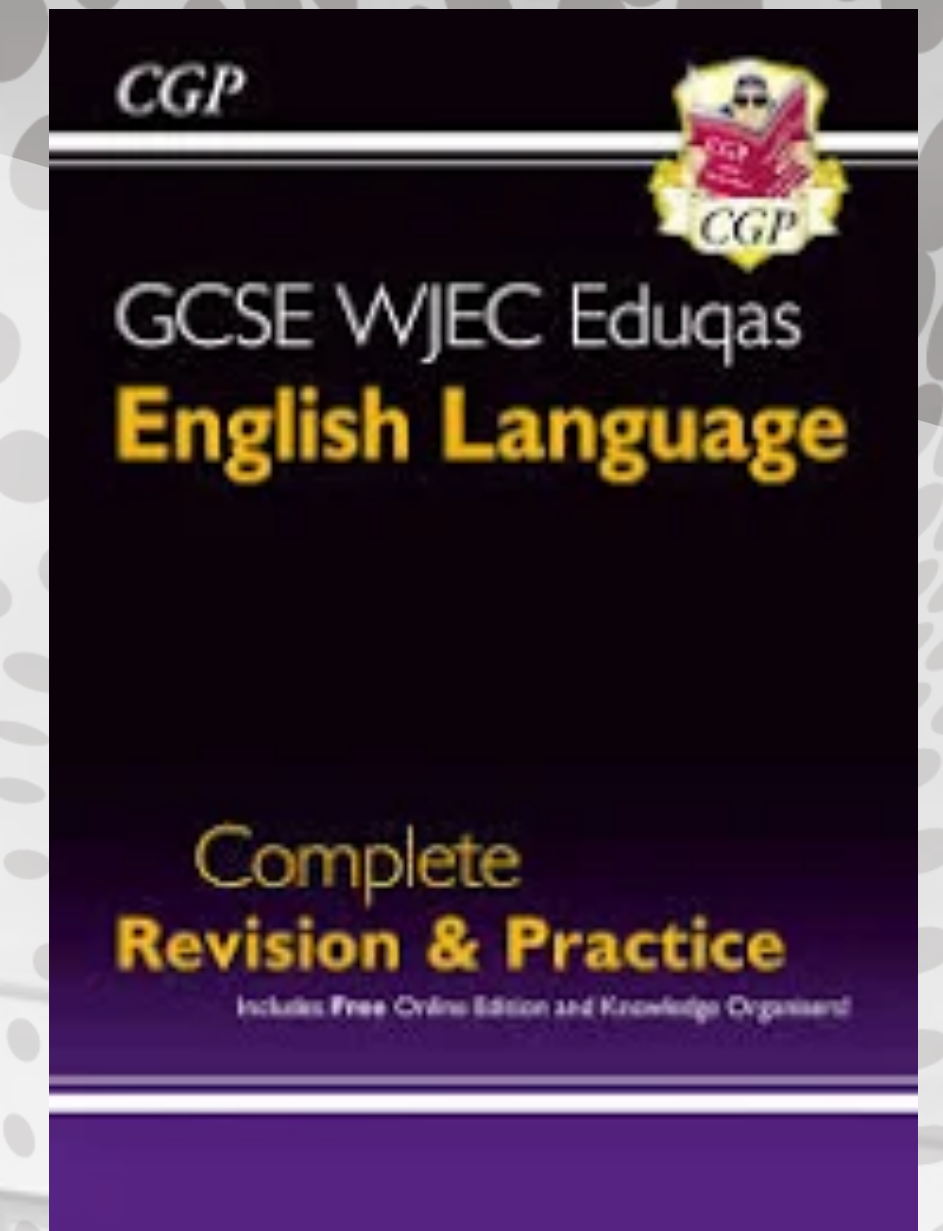
Section B (30%) – Writing
Two compulsory transactional/persuasive writing tasks

Component 3: Spoken Language
Non-exam assessment
Unweighted

One presentation/speech, including responses to questions and feedback

Achievement in Spoken Language will be reported as part of the qualification, but it will not form part of the final mark and grade.

- https://www.eduqas.co.uk/qualifications/english-language-gcse/#tab_keydocuments
- Basic literacy – SPAG is huge for Eduqas. They want the students to be able to do the basics really well!
- Speak to students about their **narratives** – discuss how they could adapt them to fit various titles.
- Encourage 100% participation and engagement 100% of the time.



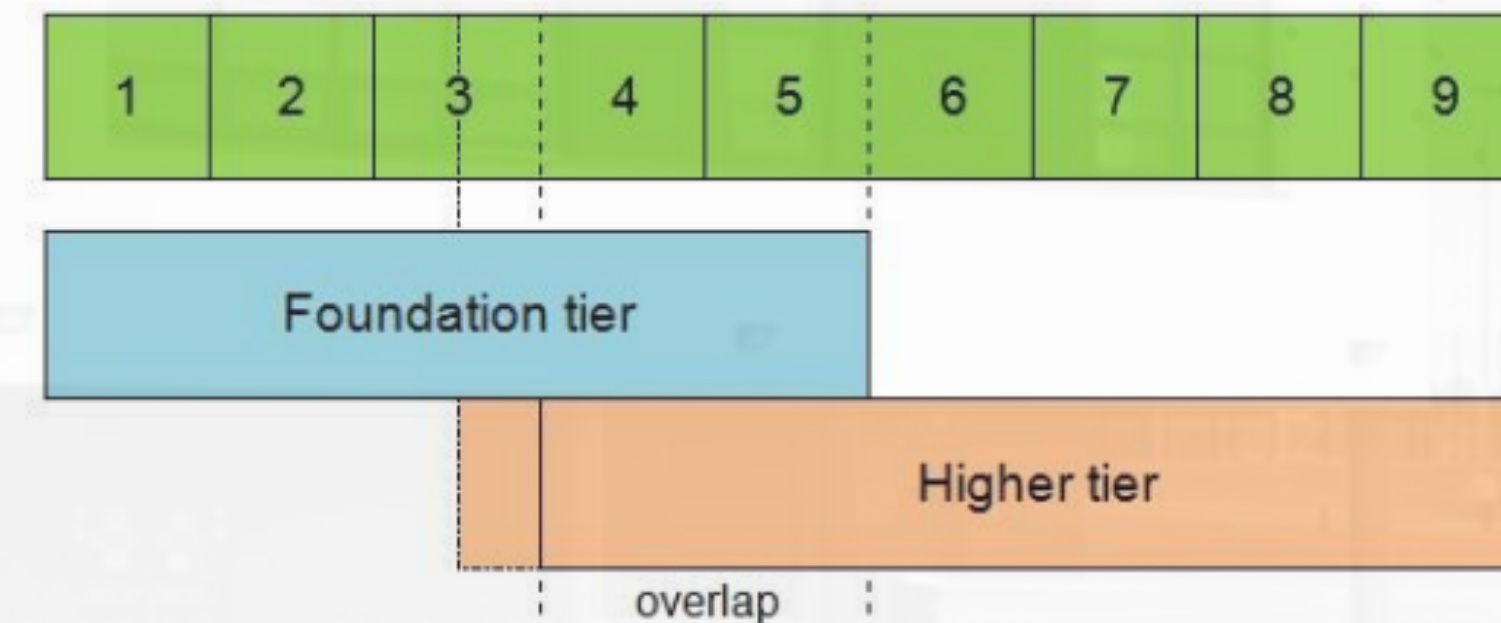


MATHEMATICS

MATHS: THE SPECIFICATION

- OCR GCSE (9-1) Mathematics (J560)

Previous GCSE grades	New GCSE grades
A*	9
A	8
B	7
C	6
D	5
E	4
F	3
G	2
U	1
	U



Higher (4-9)	Paper 1 & 3 Calculator	Paper 2 Non-calculator
Foundation (1-5)	Paper 4 & 6 Calculator	Paper 5 Non-calculator

- ✓ **Quality First** Teaching in lessons
- ✓ **Memorisation** of certain formulae
- ✓ Completion of **homework** (Sparx) to reinforce skills
- ✓ **Past papers** (starting after October Half Term)
- ✓ Wednesday **P6** targeted support – gaps from Trials
- ✓ Good **exam technique**: showing working, time management, reading questions carefully, strategy for non-calculator question.



Casio fx-85GT CW

We strongly recommend purchasing the following scientific calculator.



SCIENCE

AQA TRILOGY SCIENCE

(combined science / two GCSE grades)



Biology

Chemistry

Physics



Paper 1 -1-hour 15mins

Paper 1 -1-hour 15mins

Paper 1 -1-hour 15mins



Paper 2 -1-hour 15mins

Paper 2 -1-hour 15mins

Paper 2 -1-hour 15mins



Trial Assessments: Paper 1 in trial exam 1, Paper 2 next year.



AQA TRIPLE SCIENCE

(A GCSE grade in each subject)



Biology

Chemistry

Physics



Paper 1 -1-hour 45mins

Paper 1 -1-hour 45mins

Paper 1 -1-hour 45mins



Paper 2 -1-hour 45mins

Paper 2 -1-hour 45mins

Paper 2 -1-hour 45mins



Trial Assessments: Paper 1 in trial exam 1, Paper 2 next year.

REVISION



Tassomai!!!!

Free GCSE science lessons

Kays Science – revision videos
and quizzes

Oxford Revise Revision app – free
BBC Bitesize AQA Trilogy Science

Home

Manage School

11E Sc3 Sci

11E/SS1 BIO Sci

11E/SS1 CHEM ...

11E/SS1 PHYSIC...

Only show My Classes

Academic Year: 25/26

School Code: 8RGSF2ZW

Renewal date: 01/09/2026

Merge Requests

Teacher Hub

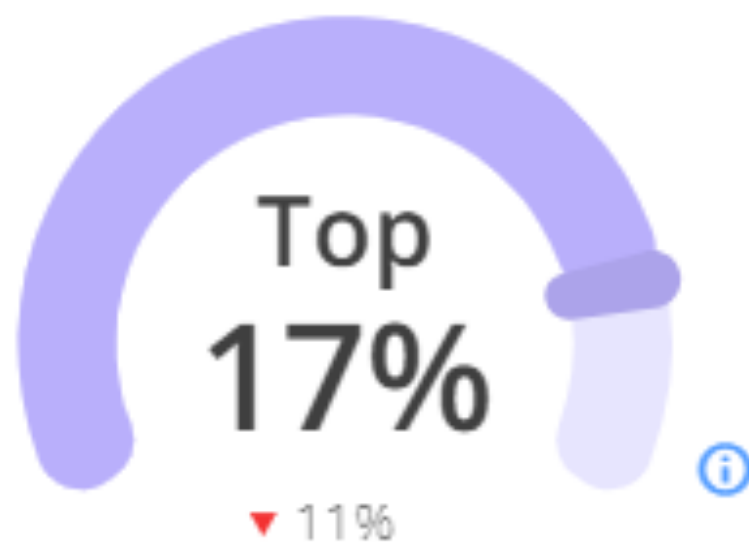
Your Account

Logout

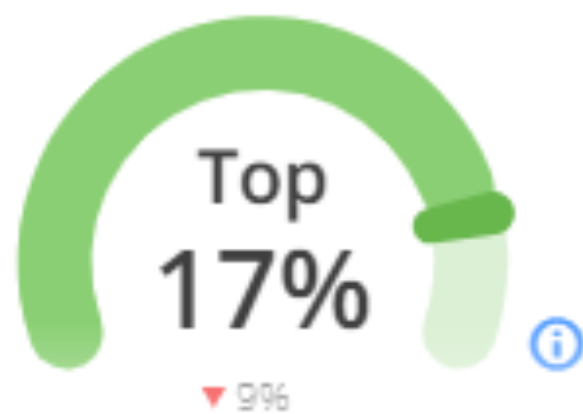
Engagement

Your national engagement rankings, updated on Mondays.

Overall School



Students

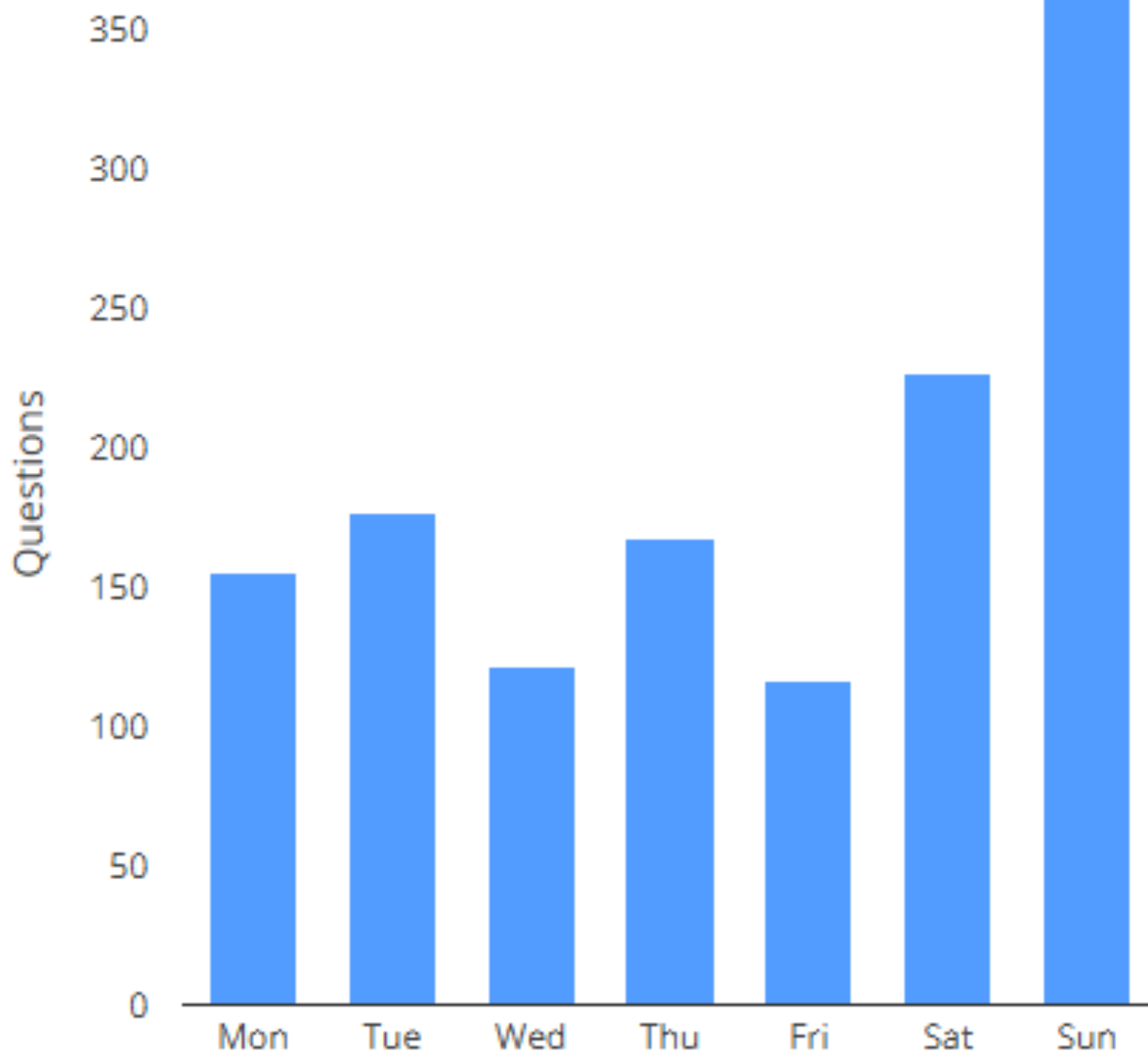


< This Week >

Year 11

Questions

Questions completed last week



Teacher Hub



The place to find everything you need to get started and keep your students on track.

Leaderboards



Customisable leaderboards and some fun ways to motivate your students.



DESIGN AND TECHNOLOGY

Design and Technology

Construction and the Built Environment

NEA (non examination assessment) - 60% of final grade completed in class in controlled conditions

Deadlines

1. Brick laying - 26th September
2. Joinery - 28th November
3. Electrical - 6th February



Exam - 40% of final grade completed online in the computing rooms during the summer exam series.

Exact topics, revision resources and homework tasks can be found on Google Classroom.

Attendance is vitally important

Hospitality and Catering

NEA (non examination assessment) - 60% of final grade completed in class in controlled conditions

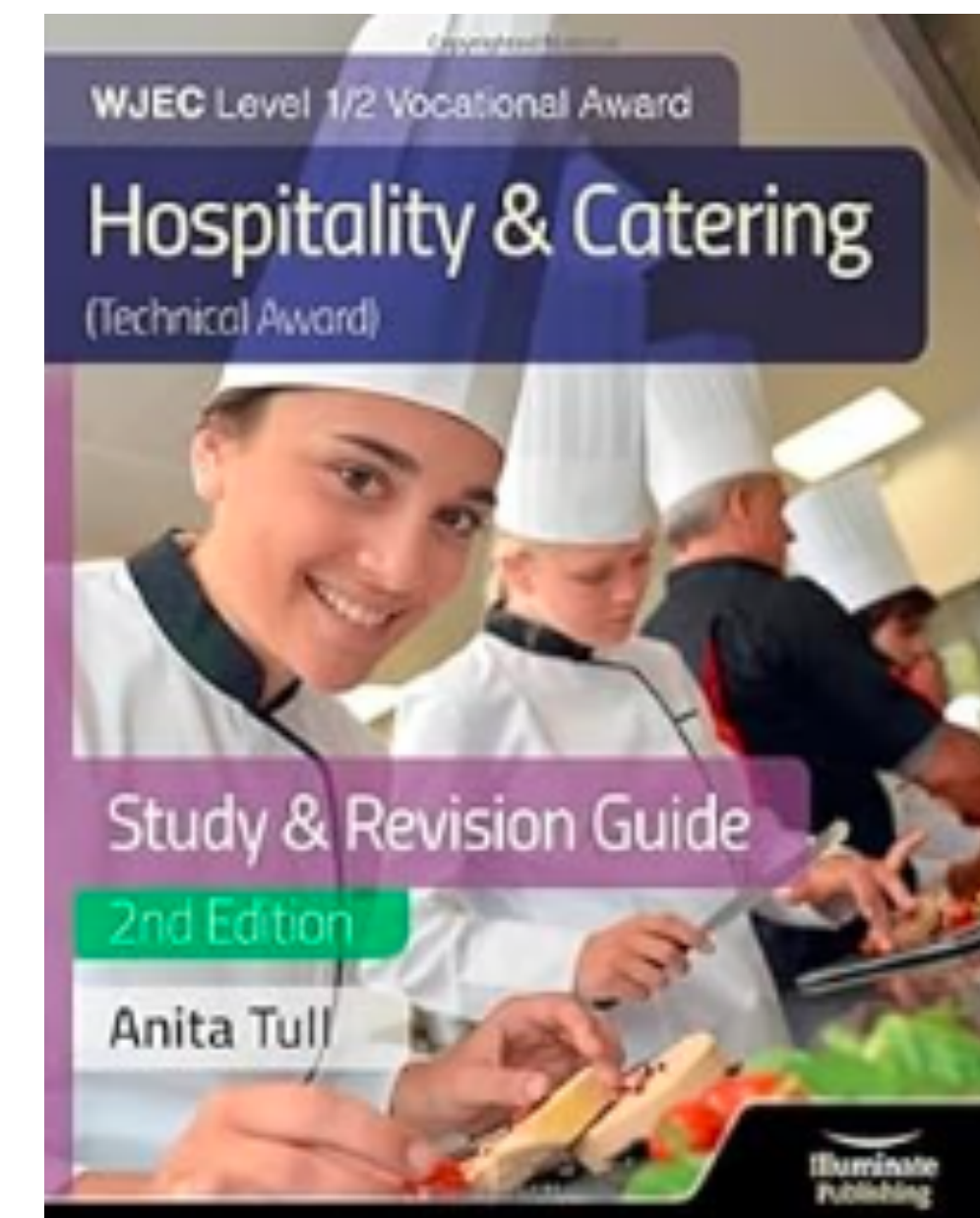
Deadline

Final - 16th December

Practical exams - week commencing 24th November

Exam - 40% of final grade completed in the hall during the summer exam series.

Exact topics, revision resources and homework tasks can be found on Google Classroom.





HUMANITIES



Exam Board: AQA A (8035) (<http://www.aqa.org.uk/>)

8035/1 Paper 1: Living with the physical environment – 1 hour 30 minutes (35% of GCSE)
(13th May 2026 AM)

- Section A: The challenge of natural hazards
- Section B: The living world
- Section C: Physical landscapes in the UK

8035/2 Paper 2: Challenges in the human environment – 1 hour 30 minutes (35% of GCSE) **(03rd June 2026 pm)**

- Section A: Urban issues and challenges
- Section B: The changing economic world
- Section C: The challenge of resource management

8035/3 Paper 3: Geographical applications 1 hour 30 minutes (30% of GCSE) **(11th June 2026 am)**

- Section A: Issue evaluation - Pre-release resources booklet made available 12 weeks before Paper 3 exam
- Section B: Fieldwork – River Meaden and Sheffield

Question types: multiple-choice, short answer and extended prose.

Complete your Homework every week!!!!

Read the question carefully – circling or underlining command words and key terms.

Follow the command words. An example is ‘describe’ and ‘explain’. When asked to ‘describe’ a photo or feature you just say what you notice about the size, shape, pattern, distribution etc. If asked to ‘explain’ a feature, then you have to write about the reasons for the feature and how it was formed.

Use key terms in answers. Examiners always give marks for including key terms e.g. ‘abrasion’, ‘urbanisation’, ‘longshore drift’. Also, let the examiners know that you understand these terms.

Make a plan before you write the longer answers (6 or 9 mark questions). You can do a few words or a spider diagram at the top or on a spare blank page and **then cross it out**. These questions are marked in levels so the examiners are looking for more detail, examples, case studies, good sequence etc. It will take a few minutes to plan but is worth it as your answers will be organised and with a logical sequence.

Revise your OS skills. You may have to give a grid reference, measure distance and generally describe and explain what you can see on a map using symbols (the symbols will always be given for you).

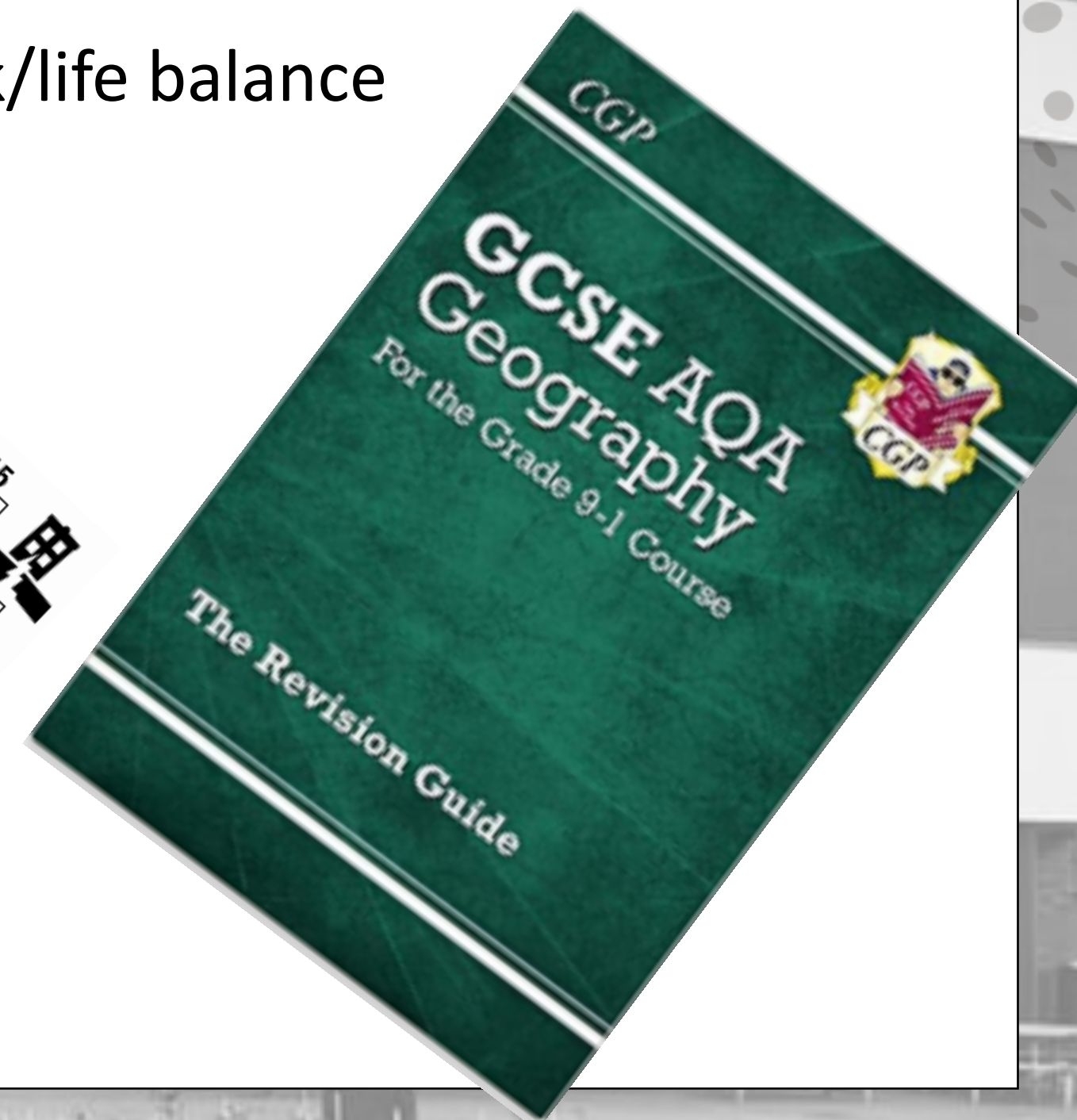
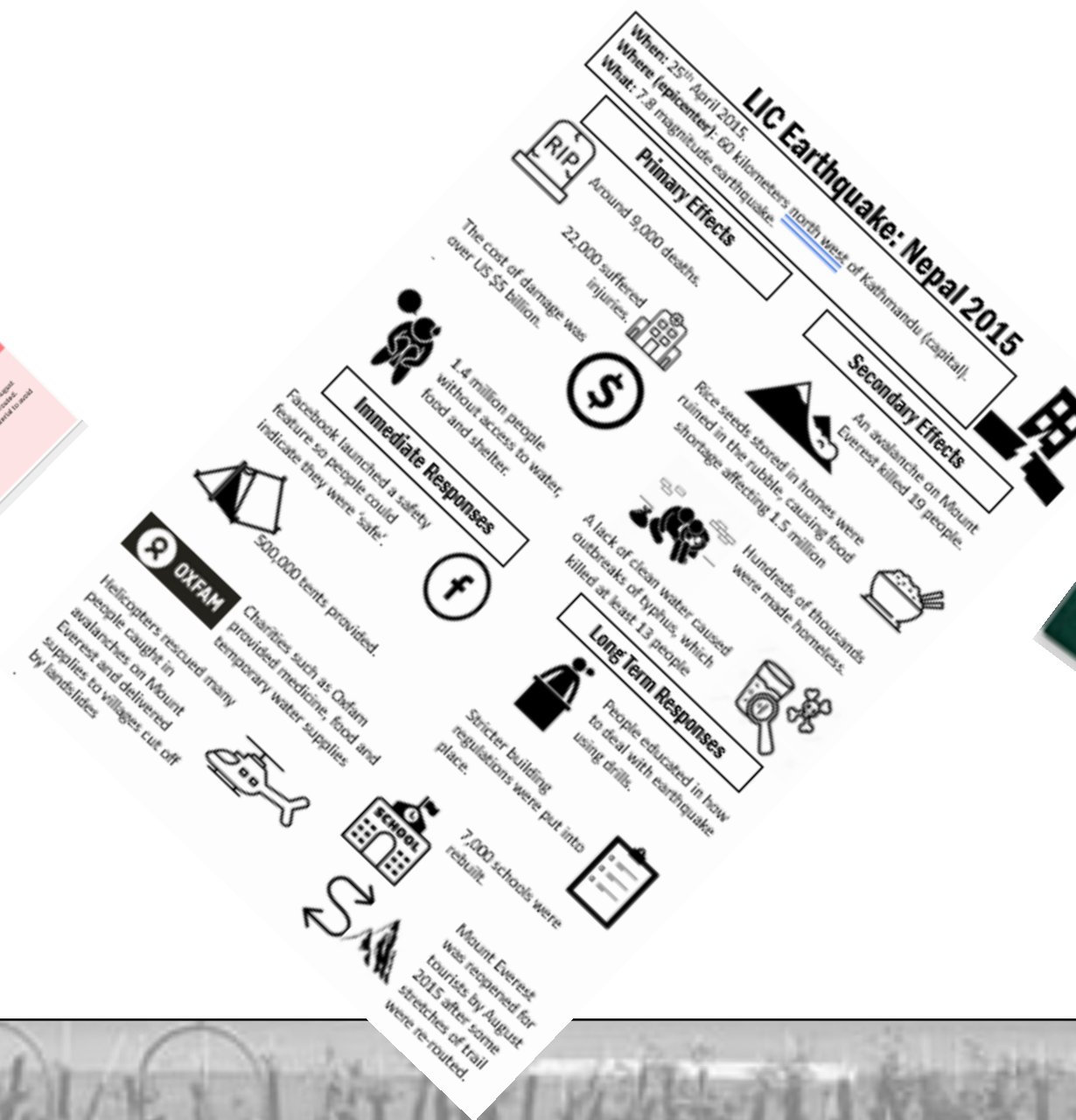

Use Examples and Case Studies! Even if a question does not mention an example or case study, for any question over 4 marks, it is a good idea to use one. To get maximum marks you should have some details about your case study or example.

Give detailed answers, aiming to fill the lines given. If you have only written 3 lines for a 9 mark question then go back to this question at the end, plan it again so that you can add more details e.g. give examples. Look at all parts of the question, have you linked your points back to the question?

Spelling, punctuation and grammar. For 9 mark question there is a mark given for SPaG. Try to make sure that you write clearly in sentences (not bullet points) and with accurate spellings, particularly key geographical key terms.

Revision is vital for all students but it can lead to a great deal of stress and anxiety, so

- Encourage your child to start revision early
- Encourage your child to be organised and use a revision timetable and also space out the different topics they study.
- Encourage your child to use the free **revision materials** provided by the department.
- **CGP revision guides** are good for grasping the basics of each topic
- Ask your child if you can help them: chatting to them or using flashcards to quiz them etc.
- Ensure your child has breaks, eats well and gets a work/life balance



Exam Board: Pearson Edexcel (1HI0) ([Edexcel GCSE History \(2016\) | Pearson qualifications](#))

Paper 1: Thematic study and historic environment– 1 hour 20 minutes

(30% of GCSE, 52 marks, 16 for the historic environment, 36 for the thematic study)

(Friday 15th May 2026)

- Option 11: Medicine in Britain, c1250–present and The British sector of the Western Front, 1914–18: injuries, treatment and the trenches

Paper 2: Period study and British depth study 1 hour 50 minutes

(40% of GCSE, 64 marks (32 for the period study and 32 for the British depth study))

(Thursday 4th June 2026)

- B1: Anglo-Saxon and Norman England, c1060–88
- P3: The American West, c1835–c1895

Paper 3: Modern depth study - 1 hour and 20 minutes (30% of GCSE, 52 marks)

(Tuesday 9th June 2026)

- 31: Weimar and Nazi Germany, 1918–39

Question type: extended prose, 2 x 2 , 8, 12 or 16 marks

Exam Board: Pearson Edexcel (1HI0) ([Edexcel GCSE History \(2016\) | Pearson qualifications](#))

Paper 1: Thematic study and historic environment– 1 hour 20 minutes

(30% of GCSE, 52 marks, 16 for the historic environment, 36 for the thematic study)

(Friday 15th May 2026)

- Option 11: Medicine in Britain, c1250–present and The British sector of the Western Front, 1914–18: injuries, treatment and the trenches

Paper 2: Period study and British depth study 1 hour 50 minutes

(40% of GCSE, 64 marks (32 for the period study and 32 for the British depth study))

(Thursday 4th June 2026)

- B1: Anglo-Saxon and Norman England, c1060–88
- P3: The American West, c1835–c1895

Paper 3: Modern depth study - 1 hour and 20 minutes (30% of GCSE, 52 marks)

(Tuesday 9th June 2026)

- 31: Weimar and Nazi Germany, 1918–39

Question type: extended prose, 2 x 2 , 8, 12 or 16 marks

Complete your Homework every week!!!!

Little and often - Regular revision sessions so students get in the habit of revising at home

Read the question carefully – circling or underlining command words and key terms.

Think about whether the question is asking you to identify, describe, explain or analyse (How far)

Practice completing exam questions, so you can identify the focus of the question – is it knowledge, source or interpretation?

For example

Paper 1:

4 mark identify two features – identify a feature and describe – do this twice.

8 mark source question – COP –

Content – What is in the source? Why is that useful?

Own Knowledge – How does the source fit with your historical knowledge of the period/event?

Provenance – Who wrote it? When was it written? Why was it written? – Why does this make it useful?

12 mark explain question – write three PEE paragraphs – explain why.

16mark 'How far' question – introduction, three PEE paragraphs (at least one agreeing and one disagreeing with the question), conclusion (reach an overall judgement)

Remember

Include specific historical facts- dates, events, people.

If the question tells you to 'use the source' or the 'interpretation' – make sure that you use them!

Read – the sources and interpretations through carefully.

Bullet points – use them in your answer but you must also include information of your own.

Complete your Homework every week!!!!

Little and often - Regular revision sessions so students get in the habit of revising at home

Read the question carefully – circling or underlining command words and key terms.

Think about whether the question is asking you to identify, describe, explain or analyse (How far)

Practice completing exam questions, so you can identify the focus of the question – is it knowledge, source or interpretation?

For example

Paper 1:

4 mark identify two features – identify a feature and describe – do this twice.

8 mark source question – COP –

Content – What is in the source? Why is that useful?

Own Knowledge – How does the source fit with your historical knowledge of the period/event?

Provenance – Who wrote it? When was it written? Why was it written? – Why does this make it useful?

12 mark explain question – write three PEE paragraphs – explain why.

16 mark 'How far' question – introduction, three PEE paragraphs (at least one agreeing and one disagreeing with the question), conclusion (reach an overall judgement)

Remember

Include specific historical facts- dates, events, people.

If the question tells you to 'use the source' or the 'interpretation' – make sure that you use them!

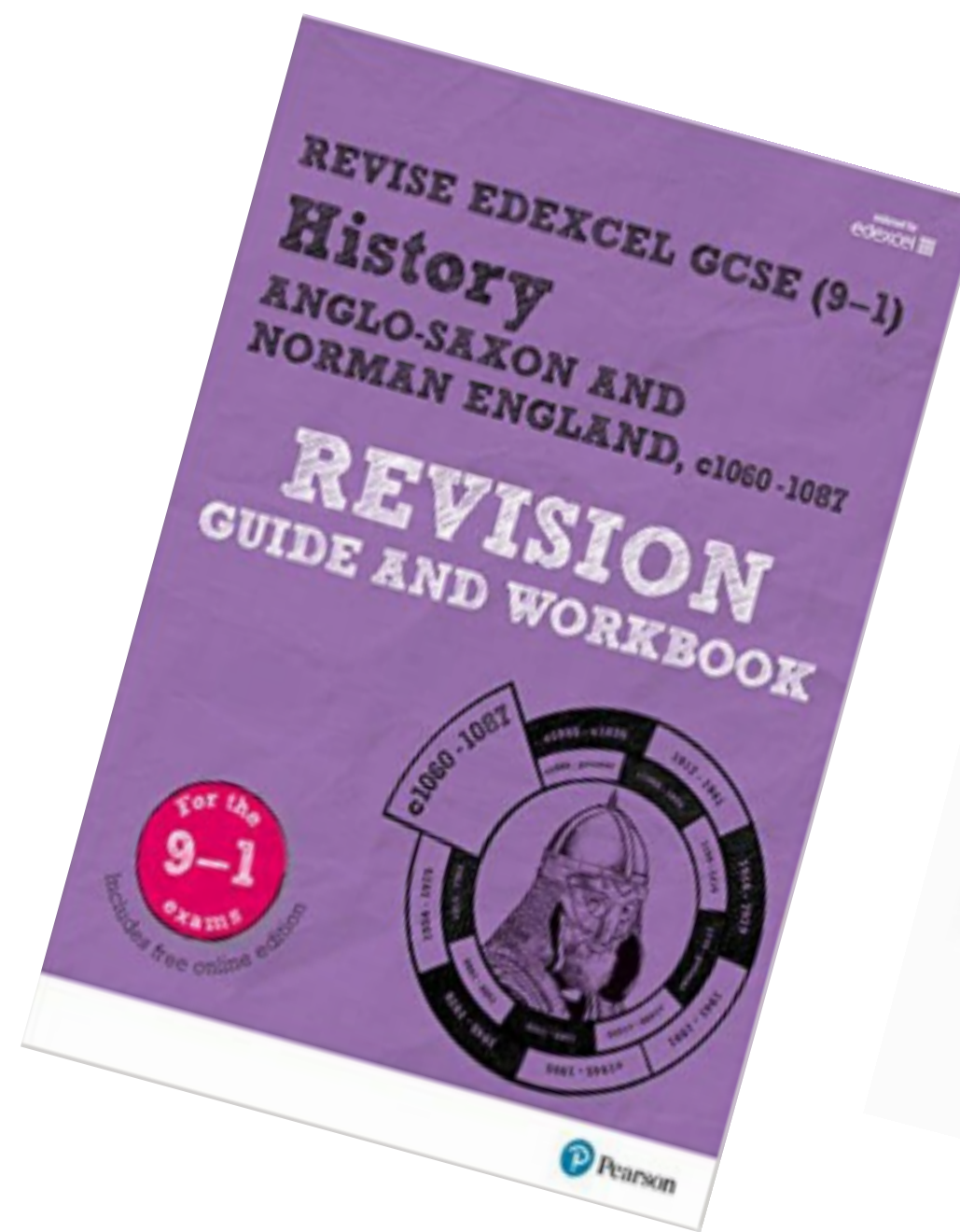
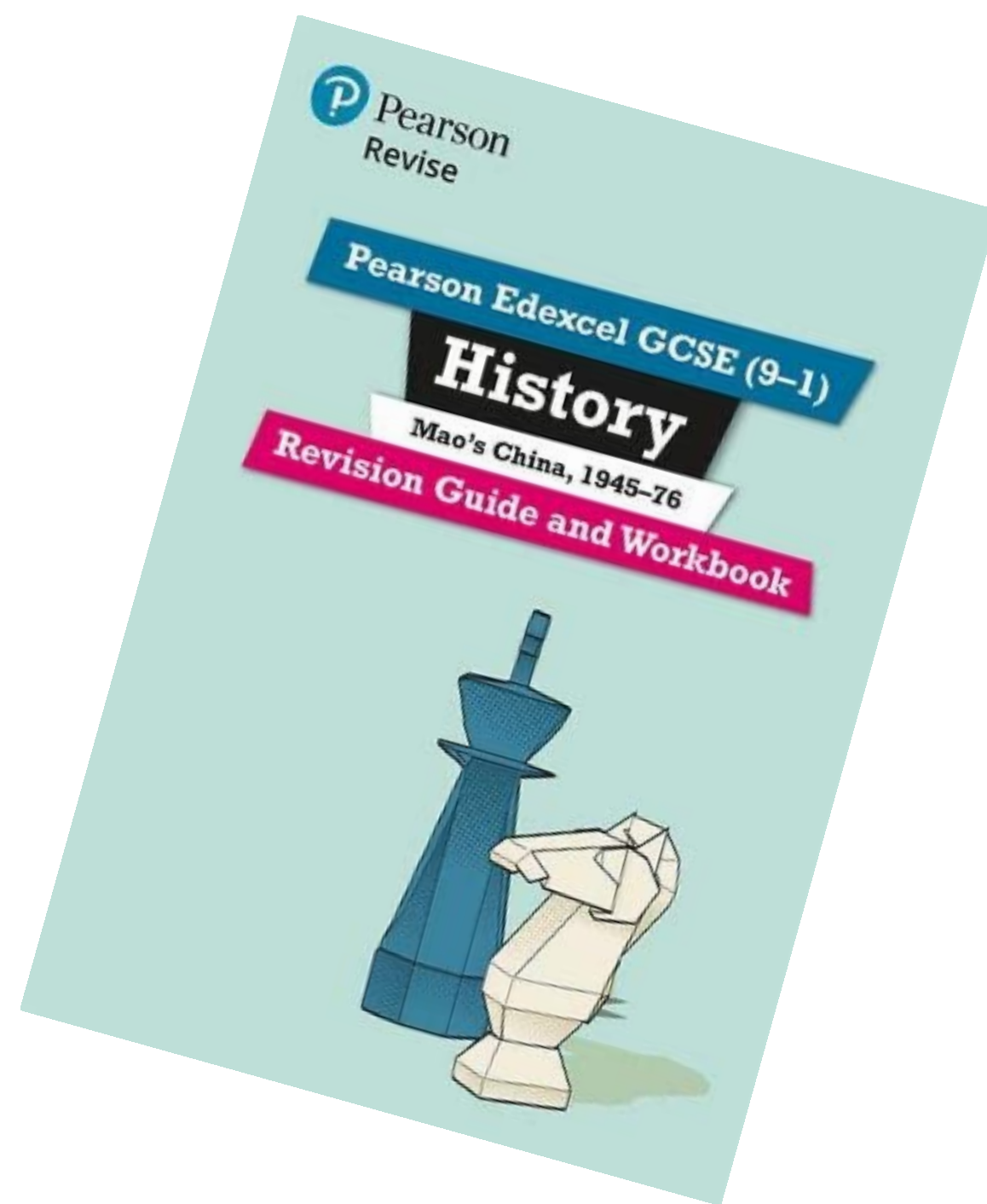
Read – the sources and interpretations through carefully.

Bullet points – use them in your answer but you must also include information of your own.

The Pearson Edexcel revision guides are good for grasping the basics of each topic. We have used the [Pearson Edexcel textbooks](#) in lessons which have greater detail.

www.youtube.com/@mrclokehistory – has great videos on all the topics along with exam question breakdowns.

[Free Homework & Revision for A Level, GCSE, KS3 & KS2](#) Seneca is also a great resource for revision with interactive tasks and exam questions that mark themselves.



Religious studies 8062 (www.aqa.org.uk/subjects/religious-studies/gcse/religious-studies-a-8062)

Paper 1: The study of religions: beliefs, teachings and practices– 1 hour 45 minutes (50% of GCSE) (Tuesday 12^h May)

- Beliefs, teachings and practices - Christianity and Islam

Paper 2: Thematic studies 1 hour 45 minutes (50 % of GCSE) (Thursday 20th May)

Religious, philosophical and ethical studies themes:

- Theme A: Relationships and families
- Theme B: Religion and life.
- Theme D: Religion, peace and conflict.
- Theme E: Religion, crime and punishment

Question type: 1, 1, 4, 6 and 12 marks

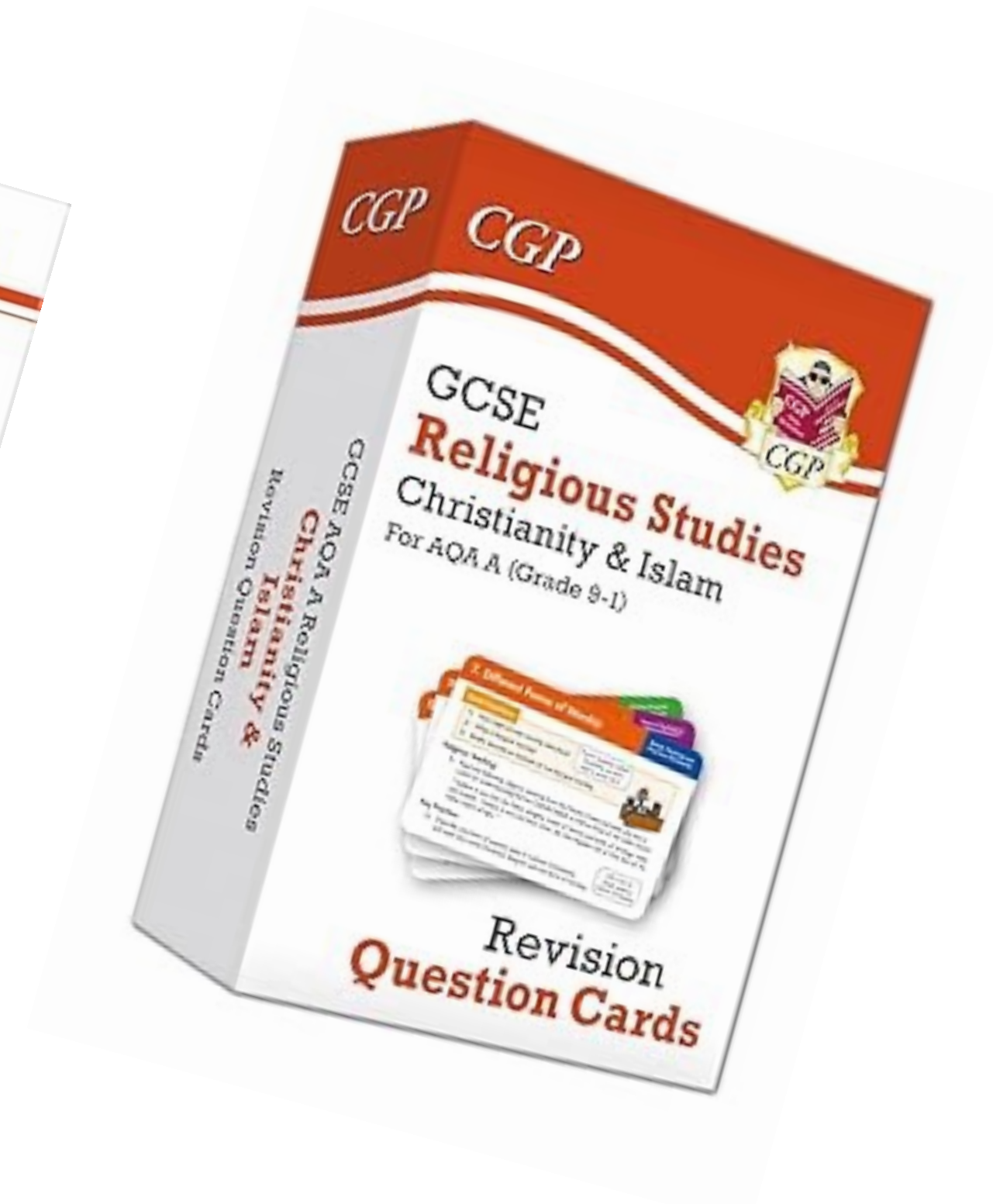
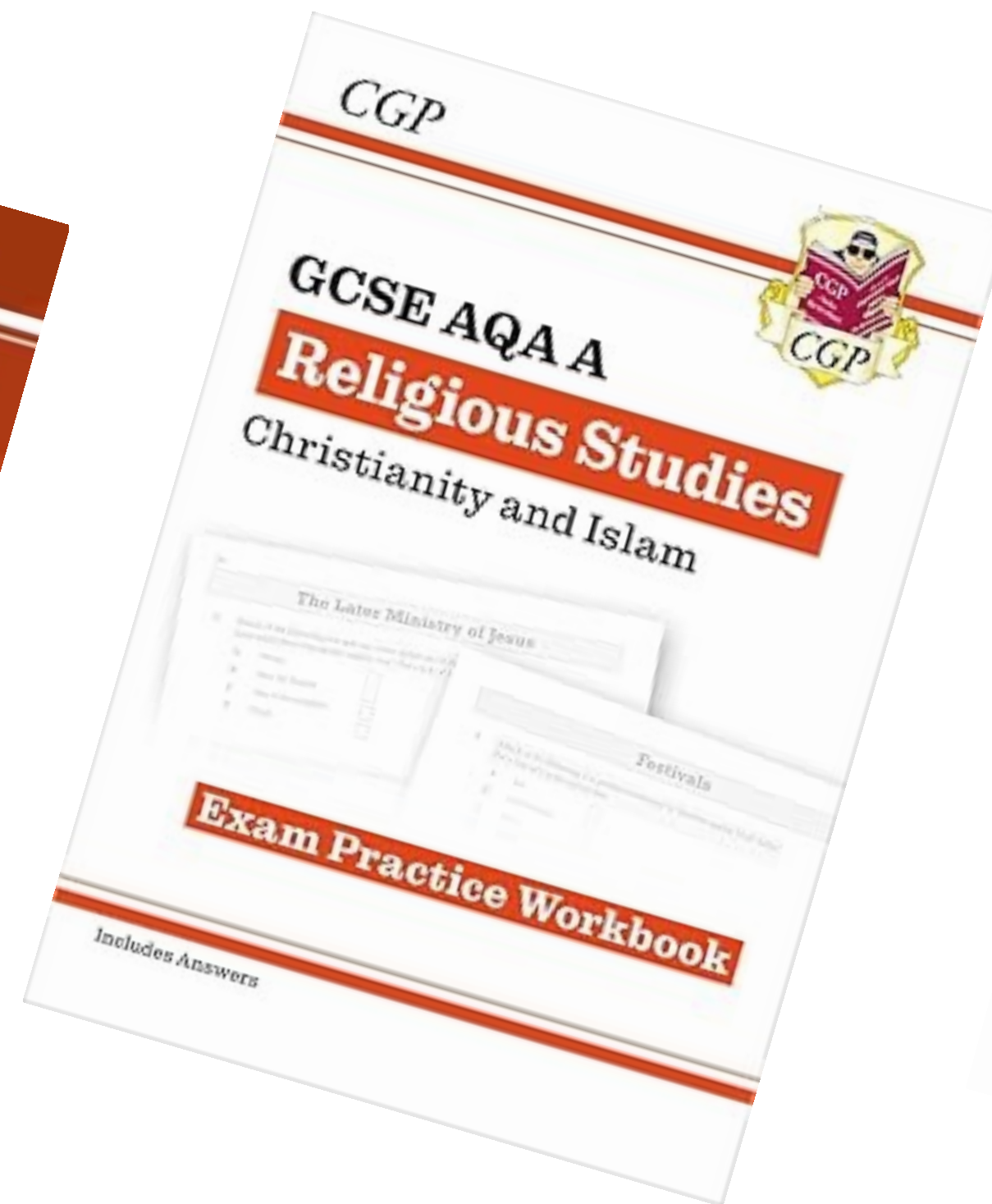
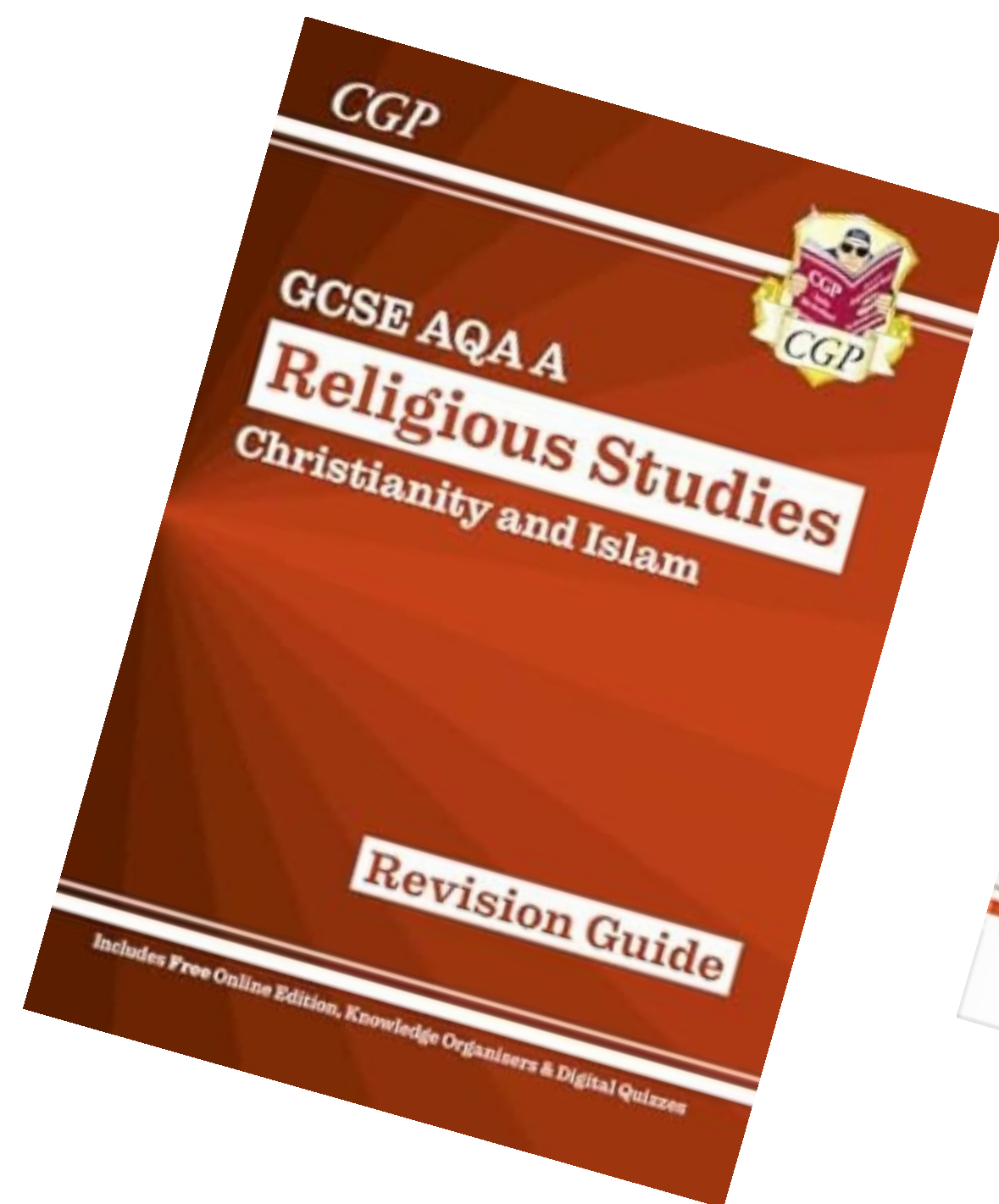
Quotes - It is vitally important that you learn quotes from Christianity and Islam to support your reasons for why religious people hold their beliefs and follow their practises. Try creating quote flashcards and longer quotes with words missing that you can fill in later. Write down a topic, such as 'abortion' or 'capital punishment', and see how many quotes are related to it. Look for patterns in your quotes could you use the same quote for more than topic when looking at the themes in Paper 2. Create yourself a Quote Bank for each topic you have studied to see the common themes that run throughout your studies.

Key terms- Know your keywords, they are vital for Question a).... Try creating keyword flashcards and writing the meaning on the reverse. Write down a topic, such as 'Jesus' or 'Five Pillars, and see how many keywords you know are related to it. Play key words bingo with friends or study partners to help you understand the different meanings.

Questions- Know the structure of each question. How do you answer a 12-mark exam question. Are you remembering to look at the argument from both sides and backing up your ideas with Religious Teachings. Follow the guidance for all styles of questions and understand when you need to use quotes in your 6 and 12 Mark answers and practise all styles of questions.

Command terms - Know the meanings of the trigger words. What is the question asking you? What, Describe, Explain and Evaluate.... Practise each style of question.

The CGP revision guides are good for grasping the basics of each topic. These are very student friendly and are great for the basics for your revision. These come with exam questions that you can answer and test yourself on.





ART



GCSE ART AND DESIGN



How will I be assessed?

There are two components at GCSE: Component 1 - Portfolio (60% of the qualification) and Component 2 - Externally Set Assignment (40% of the qualification).

Component 1: Portfolio

This component comprises a major practical portfolio and outcome/s to be based on internally set themes and subject matter developed from personal and/or given starting points.

Deadline for completion: December 2025

Component 2: Externally Set Assignment

This component is based on preparatory study that leads to a ten hour period of sustained focus in which you will produce a response to a chosen theme, visual stimuli or written brief.

Papers: Jan 2026. Deadline for completion: April / May 2026





COMPUTING, BUSINESS & ENTERPRISE

OCR CAMBRIDGE NATIONALS ENTERPRISE AND MARKETING

There are **three units** to complete:

R068

Design a Business Proposal

NEA unit worth 30% of the qualification.

Due to complete this unit by
mid-November 2025.

R069

Market and Pitch a Business Proposal

NEA unit worth 30% of the qualification.

Due to complete this unit
by mid-February 2026.

R067

Enterprise and Marketing Concepts

Exam unit worth 40% of the qualification.

Wednesday 20th May 2026

Computing, Business and Enterprise (CBE) Department L Whitham

- All lesson resources, PowerPoints will be shared each week on Google classroom. Please support your child to access these resources regularly to aid revision. Creating revision cards can be a good way to refresh memory of key topics. Google Classroom can be accessed at the bottom of the main school website.
- Every fortnight a knowledge-based quiz will be added to Google classroom based on the current topic we are studying as well as previous topics.
- Every student has been issued with an exam practice workbook to support with exam preparation for R067. They can use this booklet at home and in school.
- Every student has received a list of all topics they need to revise in preparation for the exam. Please support your child to use this sheet as a helpful tick list.
- Students may bring home questionnaires/surveys/interview questions etc to gather market research for the NEA unit. Please support them by getting as many responses as possible from family and friends to provide them with data to use within their assessment write-up.
- If you need any further support, guidance or resources, please don't hesitate to contact me.



GCSE PE & BTEC SPORT

Paper 1: The human body and movement in physical activity and sport

What's assessed

- Applied anatomy and physiology
- Movement analysis
- Physical training
- Use of data

Mr Dalby

How it's assessed

- Written exam: 1 hour 15 minutes
- 78 marks
- 30% of GCSE

+ Paper 2: Socio-cultural influences and well-being in physical activity and sport

What's assessed

- Sports psychology
- Socio-cultural influences
- Health, fitness and well-being
- Use of data

Mrs Norwood

How it's assessed

- Written exam: 1 hour 15 minutes
- 78 marks
- 30% of GCSE

+ Non-exam assessment: Practical performance in physical activity and sport

What's assessed

- Practical performance in three different physical activities in the role of player/performer (one in a team activity, one in an individual activity and a third in either a team or in an individual activity).
- Analysis and evaluation of performance to bring about improvement in one activity.

How it's assessed

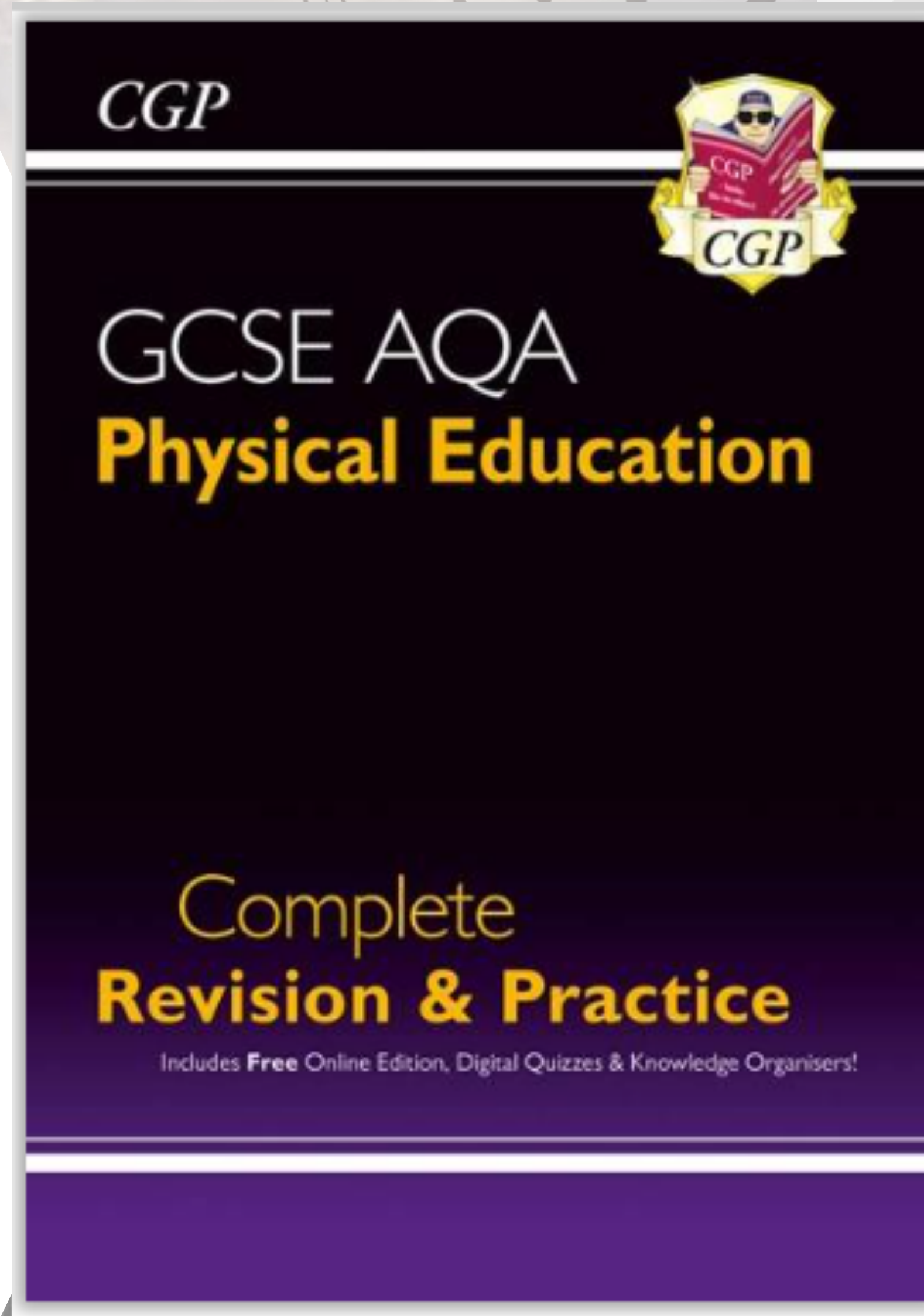
- Assessed by teachers
- Moderated by AQA
- 100 marks
- 40% of GCSE

3 x sports assessments (25 marks each)
Plus
25-mark NEA (coursework) completed in

GET ORGANISED

Dates for diary

- Section 1 for NEA deadline October half term
- Section 2 NEA Christmas
- Monday 15th and Tuesday 16th December **Rock Climbing** intervention (invites and letters to follow)
- 2 weeks before and 2 weeks after Easter will be the practical moderation window



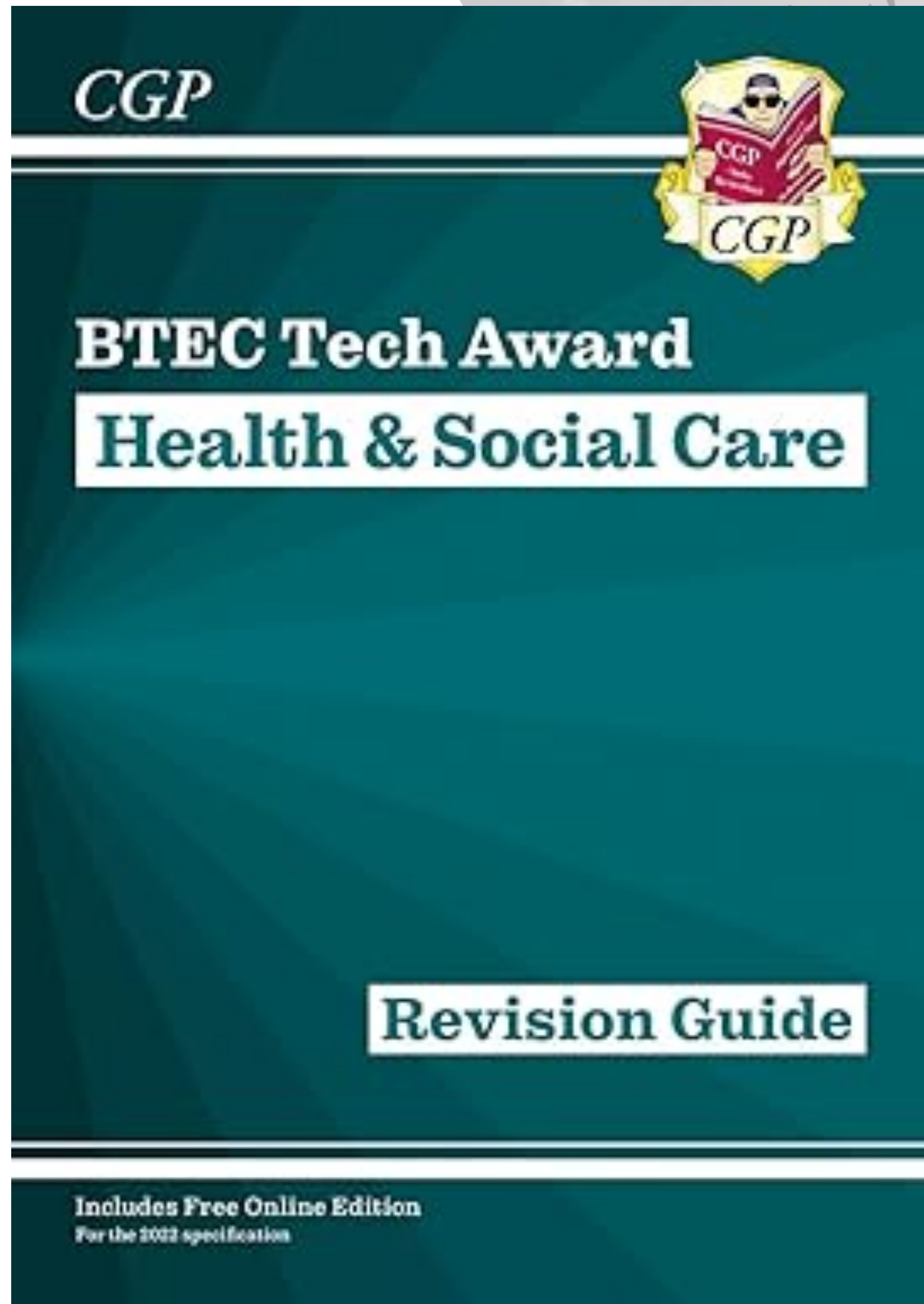
- £6(ish) available to order from reception
- If you have FSM you will have been issued one already – please check
- Good to keep in your folder to use for homework help & NEA

COURSE STRUCTURE

Reminder there are **THREE units** that your child will be studying, these are;

- **Component 1** – Human Lifespan Development (Done 😊 - unless resitting)
- **Component 2** – Service and Values in HSC (Currently working on – **December is PSA** deadline coursework)
- **Component 3** – Health and Well-being (Exam is **Tuesday 5th May 2026**) – don't book a holiday!

GET ORGANISED



- £3.50(ish) available to order from reception
- If you have FSM you will have been issued one already – please check
- Good to keep in your folder to use for homework help & coursework

BTEC SPORT AWARD

Y10

Component 1 -

Preparing participants to take part in sport and physical activity
(coursework completed)

Component 2 - Taking part and improving other participants sporting performance
(coursework)

Y11

Component 2 - Continuation of Y10 –
Deadline for PSA is November

Leadership lesson is taking place week beg **22nd September**

Component 3 - Developing fitness to improve other participants performance in sport and physical activity (exam)

Thursday 7th May – do not book a holiday!

GET ORGANISED



- £3.50(ish) available to order from reception
- If you have FSM you will have been issued one already – please check
- Good to keep in your folder to use for homework help & coursework



EFFECTIVE REVISION STRATEGIES

INCLUSION SUPPORT

- All Y11s continue to be tested for access arrangements to ensure appropriate support for examinations.
- TA support for students at Wednesday's period 6. Additional period 6s on a Monday and Tuesday for students with SEND.
- Preparation for adulthood and transition- additional visits to post 16 providers.
- EHCP Annual Reviews held in term 1 to support next steps.
- Regular updates to Grids for Learning.
- Period 1 wellbeing checks for attendance by the Head of Inclusion.
- Parental partnership- increase in communication.
- Key workers will be supporting Y11s with revision strategies and revision timetables.

-

INCLUSION SUPPORT

Revision and homework club- Mondays and Tuesdays 3pm-4pm in Inclusion with TA support.

Date for diaries- Supporting Students with SEND with Revision on Thursday 26th March.

inclusionteam@shirebrookacademy.org



INCLUSION SUPPORT



**EAT THE BIG
FROG FIRST!**

EFFECTIVE REVISION STRATEGIES

▶ 1. Retrieval Practice (Testing Yourself)

- **Why:** Strengthens memory by forcing the brain to recall, not just recognise.
- **How:**
 - Use flashcards (with questions on one side, answers on the other).
 - Quiz yourself OR get quizzed.

EFFECTIVE REVISION STRATEGIES

▶ 2. Spaced Practice (Little and Often)

- **Why:** Revising in short, regular sessions beats cramming.
- **How:**
 - Spread topics out across days/weeks.
 - Revisit the same topic multiple times with gaps in between.
 - Use a revision timetable to cover/rotate subjects.



Shirebrook

ACADEMY



THANK YOU FOR ATTENDING